

Sink Phantom Copper

Kitchen Sinks

Code: 4340 008



DETAILS

Edge/Installation Type	Flush-mount Top-mount
Material	AISI 304 stainless steel
Texture	Brushed in line
Finish	PVD
Coloring	Copper
Base	45 cm
Width	41.6 cm
Dimensions	416x416 mm
Bowl dimension	400 x 400 mm

Built-in hole

[View technical data sheet](#)

Standard fittings

Fixing hooks, gasket, drain, overflow and siphon, boxed packing

Mixer holes

No standard holes

Drainer

No

Waste fitting

3,5" drain

Number of bowls

1 bowl

FEATURES

Basket 3,5" waste fitting

The drain is equipped with a large 3.5" drain, with the practical basket cap that prevents the discharge of solid parts.

Copper

The Copper finish is obtained by treating steel with a physical process called PVD (Physical Vacuum Deposition) which deposits particles of noble metals on the surface. The result is a unique and refined aesthetic effect, and an improvement of the mechanical properties of the steel which is more resistant to impact and scratches.

Deep bowls

This bowls reach an important depth, over 20 cm, thanks to the advanced production technology, that can be offer great capieny and practicity in all the washing operations.

High thickness

1mm thick steel. A significant thickness, which guarantees the maximum sturdiness and durability.

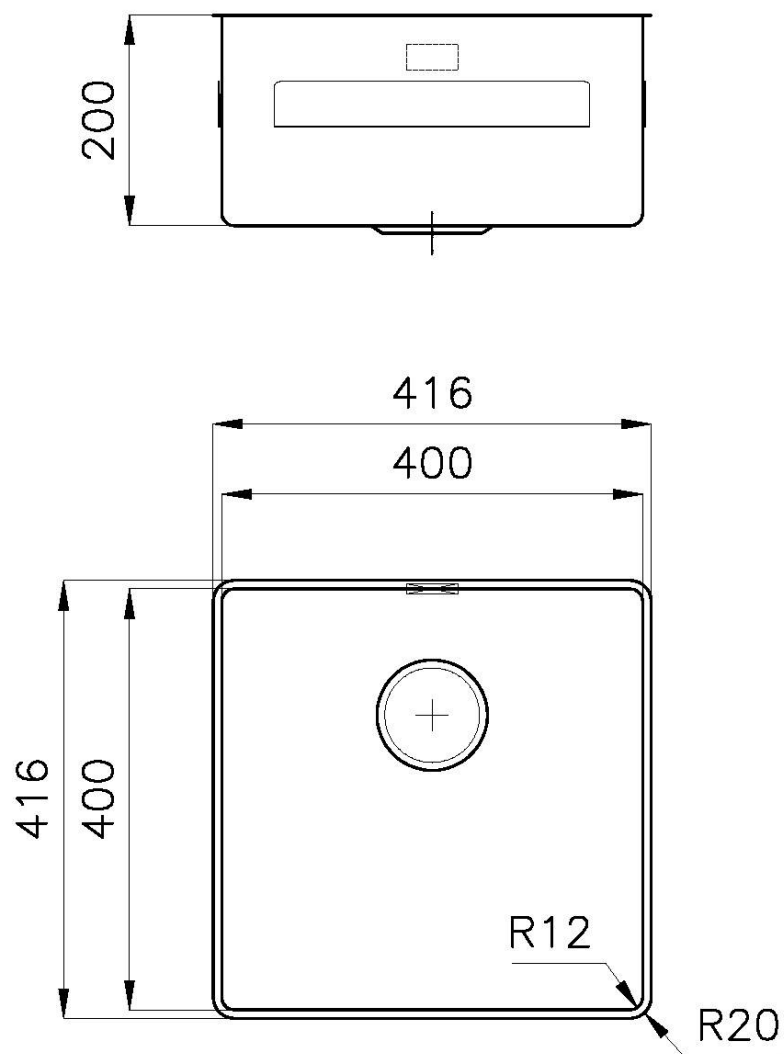
Perimetral overflow

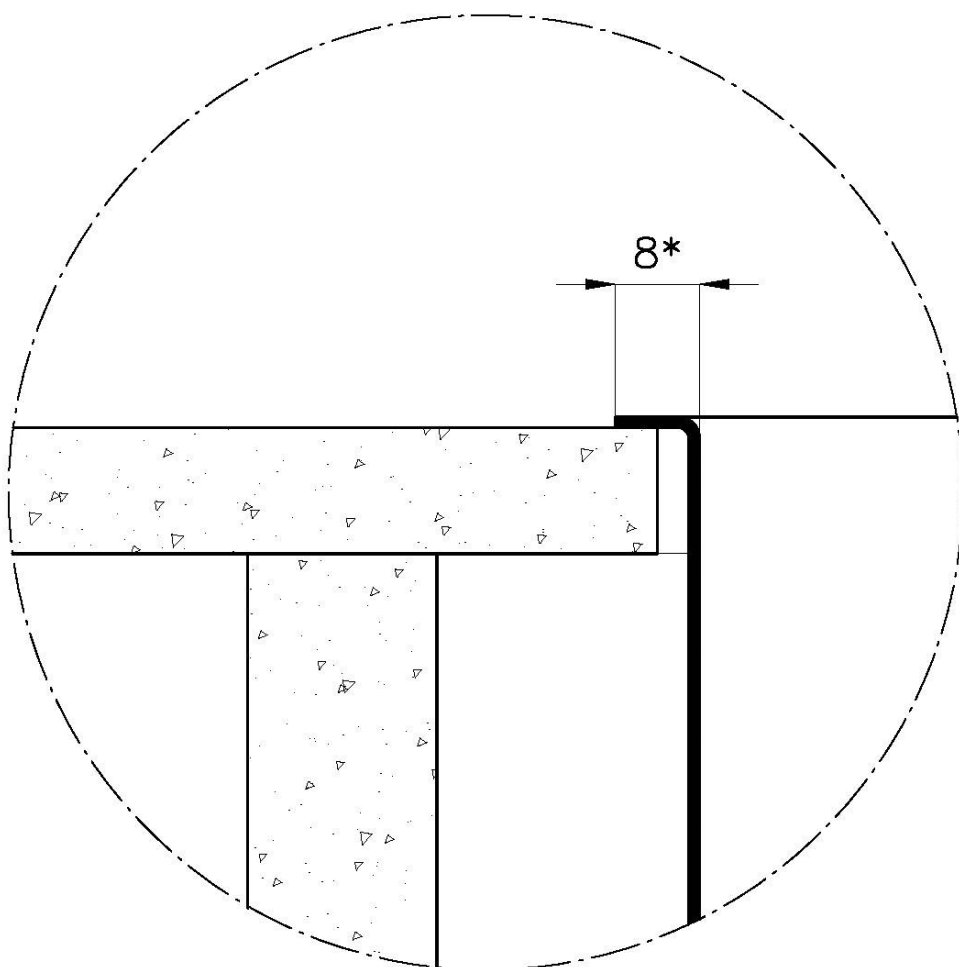
The overflow is always a security on the Foster sinks that prevents the overflow of water in case of oversights. The perimeter drain solution improves aesthetics thanks to its square and essential shape.

Small radius

Bowls with squared shapes with a modern design and an increased capacity, for a minimal aesthetics connected with an extreme practicity.

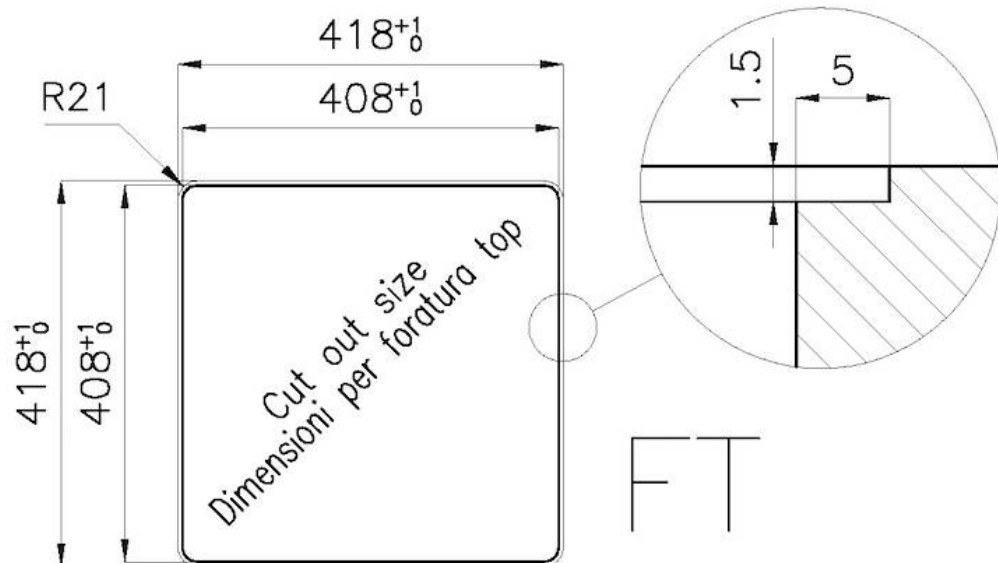
TECHNICAL DATA





*bordo sottile di soli 8mm

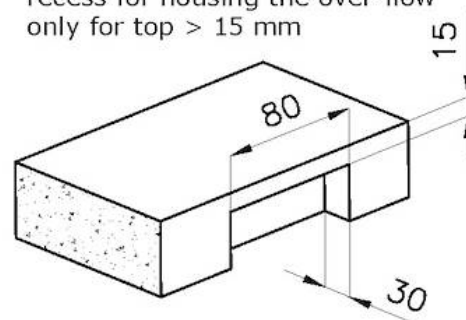
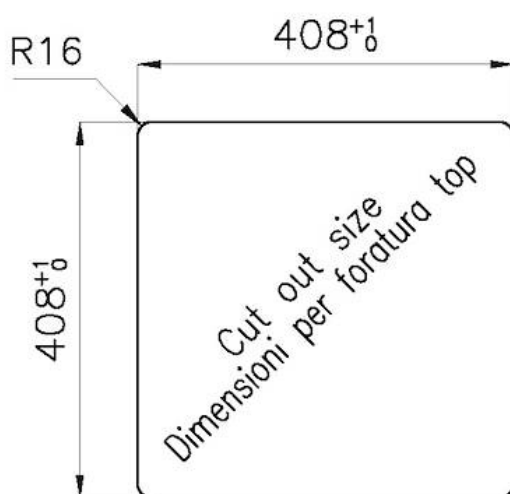
*Thin edge of only 8 mm



FT


intaglio per il troppo-pieno
solo con top > 15 mm

recess for housing the over-flow
only for top > 15 mm



SPT

GALLERY



OPTIONAL ACCESSORIES



Cestello inox
8612 000



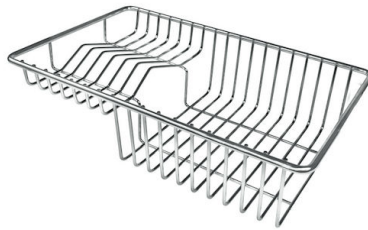
Glass chopping board
8631 300



HDPE Chopping board
8657 001



HPDE Twin chopping board
8644 101



Stainless steel plate rack
8100 303
* only in combination with the accessory
8644 101



Stainless steel plate rack
8100 201



**Stainless steel plate rack only
usable in combination with the
accessories 8644 003**
8100 154



White bowl
8153 100



Black grid
8100 617



Black grid
8100 653



Black grid
8100 651



Black grid
8100 652



Graters kit with ring-holder and food collection tray

8159 101

* only in combination with the accessory
8644 101



Iroko-wood sliding chopping board with stainless steel colander

8644 044



Stainless steel perforated tray

8151 000

* only in combination with the accessory
8644 101



Stainless steel perforated tray PVD Copper

8151 008



Stainless steel perforated tray PVD Gold

8151 009



Stainless steel perforated tray PVD Gun Metal

8151 006

OPTIONAL AUTOMATIC WASTE FITTINGS



Automatic waste fitting - PM
8407 113



Space automatic waste fitting - PA
8407 108



Space automatic waste fitting - PE
8407 109



**Space Light automatic waste fitting
- PL**
8407 117



**Space Push automatic waste fitting
- PP**
8407 116